



January 1, 2026

List Price Catalog

mcguiremfg.com

- This edition replaces all previously published list prices from June 1, 2025
- For the most current terms and conditions, please visit mcguiremfg.com

McGuire Manufacturing Co., Inc.

60 Grandview Court
Cheshire, Connecticut 06410
203-699-1801
mcguiremfg.com



P-TRAPS

Classic McGuire

PROFESSIONAL LINE - heavy brass slip nuts, 1½ P-Trap and 1¼ P-Trap length (full 11-1/2" C-E), 17GA wall bend. 8903C and 8904C (full 13-3/4" C-E).

STOCK LINE PLUS - heavy brass slip nuts, P-Trap length 10½" C-E, 17GA wall bend.

STOCK LINE - die cast slip nuts, P-Trap length 10½" C-E, 17GA wall bend.

ECO-LINE - includes cast brass J-Bend, 17GA seamless brass wall bend and your choice of zinc or brass nuts and steel shallow or box flange.

17GA MCT "Lite Commercial" P-Traps - Includes 17GA seamless brass J-Bends and wall bends with your choice of zinc or brass nuts and steel shallow or box flange. Page 2.

CAST BODY ADJUSTABLE P-TRAPS

WITH TUBULAR WALL BEND (Fed. Spec. WWP-541)



with cleanout



without cleanout

Description	POLISHED CHROME	
	PART #	PRICE
PROFESSIONAL LINE		
1¼ x 1¼ 17GA	8872C	94.99
1¼ x 1½ 17GA	8902C	105.57
1¼ x 1½ 17GA - without cleanout	8902CNC	105.57
1½ x 1½ 17GA	8912C	105.57
1½ x 1½ 17GA - without cleanout	8912CNC	105.57
1½ x 2 17GA	8903C	341.15
2 x 2 17GA	8904C	341.15
STOCK LINE PLUS		
1¼ x 1¼ 17GA	B8872C	87.62
1¼ x 1½ 17GA	B8902C	97.42
1¼ x 1½ 17GA - without cleanout	B8902CNC	97.42
1½ x 1½ 17GA	B8912C	97.42
1½ x 1½ 17GA - without cleanout	B8912CNC	97.42
STOCK LINE		
1¼ x 1¼ 17GA	C8872C	82.88
1¼ x 1½ 17GA	C8902C	90.55
1½ x 1½ 17GA	C8912C	90.55

Use suffix GJ for 1-1/2" ground joint wall bend on Professional Line P-Traps.

CAST BRASS N.Y. UTILITY P-TRAP



Solid, heavy cast brass utility p-trap with 17GA 10" utility arm and box flange.

Description	PART #	FINISH	PRICE
1¼ x 1½, 1½	8090M	chrome	149.64

VANDAL P-TRAP®



Adjustable Style

Vandal resistant cast body p-trap with or without cleanout. Furnished with brass friction inlet, cast brass slip nuts, 17GA seamless tubular wall bend and box flange.



Ground Joint Swivel Style

Vandal resistant cast brass p-trap with or without cleanout. Furnished with brass friction inlet, cast brass slip nuts, and cast brass ground joint elbow.

Description	POLISHED CHROME	
	PART #	PRICE
1¼ x 1½ OUTLET	V8902CNC	146.30
1¼ x 1½ OUTLET	V8912CNC	146.30
1¼ x 1½ IPS	V8090CNC	151.97
1¼ x 1½ IPS	V8089CNC	151.97
1¼ x 1½ OUTLET w/cleanout	V8902C	146.30
1¼ x 1½ OUTLET w/cleanout	V8912C	146.30
1¼ x 1½ IPS w/cleanout	V8090C	151.97
1¼ x 1½ IPS w/cleanout	V8089C	151.97

CAST BRASS GROUND JOINT SWIVEL P-TRAPS WITH OR WITHOUT CLEANOUT

(L.A. Style) (Fed. Spec. WWP-541)



Heavy cast brass adjustable p-trap with cleanout plug. Furnished with cast brass ground joint elbow, and cast brass slip nuts.

DESCRIPTION	CHROME		SATIN		ROUGH BR	
	PART #	PRICE	PART #	PRICE	PART #	PRICE
1¼ x 1¼ IPS	8088C	104.32	8088S	88.47	8088R	85.43
1¼ x 1½ IPS	8090C	112.15	8090S	95.27	8090R	89.37
1½ x 1½ IPS	8089C	112.15	8089S	95.27	8089R	89.37
1½ x 2 IPS	1207C	309.07	1207S	282.98	1207R	271.66
2 x 2 IPS	1208C	309.07	1208S	262.02	1208R	271.66

DESCRIPTION	CHROME	
	PART #	PRICE
1¼ x 1½ IPS	8090CNC	112.15
1½ x 1½ IPS	8089CNC	112.15

CAST BRASS NIPPLES WITH HEAVY BRASS SET SCREW FLANGE

For use with ground joint and N.Y. regulation p-traps.



DESCRIPTION	PART #	PRICE
1¼ x 6	1127C	92.25
1½ x 6	2127C	102.39
2 x 6	3127C	274.04

CAST BRASS N.Y. REGULATION P-TRAPS



Solid, heavy cast brass p-trap with cleanout plug. Furnished with cast brass slip nut. (Fed. Spec. WWP-541)

DESCRIPTION	PART #	FINISH	PRICE
1¼ x 1½ IPS	201C	chrome	82.93
1½ x 1½ IPS	202C	chrome	82.93
1½ x 2 IPS	204C	chrome	257.12
2 x 2 IPS	205C	chrome	257.12

BOSTON P-TRAPS - CAST BRASS 8000 SERIES



Heavy cast brass adjustable p-trap with cleanout plug. Furnished with cast brass slip nuts, heavy 17GA brass tubular sweat extension, and chrome plated steel bell flange.

Massachusetts Plumbing Code Approved

DESCRIPTION	PART #	FINISH	PRICE
1¼ x 1½ 6" SWT EXT	8090CBOS6	chrome	109.12
1¼ x 1½ 12" SWT EXT	8090CBOS12	chrome	169.41
1½ x 1½ 6" SWT EXT	8089CBOS6	chrome	109.12
1½ x 1½ 12" SWT EXT	8089CBOS12	chrome	169.41

P-TRAP OPTIONS

DESCRIPTION	SUFFIX	ADDITIONAL	PRICE
Heavy Brass, Set Screw, Chrome Plated Flange	F	1¼" or 1½"	21.16
Deep Flange (Bell Type), Chrome Plated Brass	DF	2"	18.92
Deep Flange (Bell Type), Chrome Plated Steel	SDF	1¼" or 1½"	2.93
Box Flange, Chrome Plated Wrought Steel	B	1¼" or 1½"	8.87
Brass Box Flange	BF	1¼" or 1½"	37.15
Wall Bend 12" (overall trap length) 15" Center-End	15	1¼"	17.29*
Wall Bend 15" (overall trap length) 18" Center-End	18	1½"	24.44
		1¼"	27.97*
		1½"	33.95*

*Option available for Professional Line P-Traps only.

See page 18 for special pricing on extra long 1½" 17GA wall bends.

CASE QTY. ECO-LINE P-TRAPS

(25 PER CARTON)

Offshore packaged P-Traps. Made to the same standards as Classic McGuire. Must be purchased in case quantity, except for 8912C18BECO and 8904CBECO. Options not available.



DESCRIPTION	PART #	CARTON QUANTITY	PRICE
1¼ x 1¼ 17GA Die Cast Nuts	C8872CECO	25	63.06
1¼ x 1¼ 17GA Brass Nuts, Box Flange	8872CBECO	25	65.38
1¼ x 1¼, 1½ 17GA Die Cast Nuts	C8912CECO	25	66.99
1¼ x 1½, 1½ 17GA Brass Nuts, Box Flange	8912CBECO	25	69.36
Same as 8912CBECO, Less Cleanout	8912CNCBECO	25	69.36
1¼ x 1¼, 1½ 17GA Box Flange 18" C-E*	8912C18BECO	1	95.78
1½ x 2, 2 17 GA Box Flange, Brass Nuts	8904CBECO	1	217.01

Note: 1½" Eco P-Traps are provided with 1¼ x 1½ reducing washer.

17GA TUBULAR MCT LINE P-TRAPS

AVAILABLE FOR SINGLE QUANTITY PURCHASE



Suffix Designations:

B = Box Flange

NC = No Cleanout

ZN = Zinc nuts

GJ = Ground Joint Wall Bend

DESCRIPTION	POLISHED CHROME	
	PART #	PRICE
1¼ x 1¼ 17GA, Brass nuts	MCT125085	38.40
1¼ x 1¼ 17GA, Brass nuts	MCT125085B	38.58
1¼ x 1¼ 17GA, Brass nuts	MCT125085NC	33.30
1¼ x 1¼ 17GA, Brass nuts	MCT125085NCB	34.15
1¼ x 1¼ 17GA	MCT125075ZN	33.59
1¼ x 1¼ 17GA	MCT125075NCZN	30.35
1½, 1¼ x 1½ 17GA, Brass nuts	MCT150090B	42.55
1½, 1¼ x 1½ 17GA	MCT150075ZN	37.88
1½, 1¼ x 1½ 17GA	MCT150075NCZN	34.28
1½, 1¼ x 1½ 17GA, Brass nuts	MCT150090NCB	38.58
1½, 1¼ x 1½ 17GA, Brass nuts	MCT150090NCGJB	38.59
1½, 1¼ x 1½ 17GA, Brass nuts	MCT150090NCGJ	38.54
1¼, 1½ x 1½ 17GA, Brass nuts	MCT150150B	64.68

17GA SEAMLESS TUBULAR N.Y. UTILITY P-TRAPS AVAILABLE FOR SINGLE QUANTITY PURCHASE



Solid, heavy 17GA seamless tubular brass with 10" utility arm and box flange.

DESCRIPTION	PART #	FINISH	PRICE
1¼ x 1¼, 1½	MCT150UTL17B	chrome	62.25

PROWRAP™ INSULATORS PATENTED

PREWRAPPED CAST BODY P-TRAP WITH TUBULAR WALL BEND

Available less cleanout



DESCRIPTION	PART #	PRICE
1/4 x 1/4 P-Trap Assembly	PW2125	242.61
1/4 x 1/2, 1/2 x 1/2 P-Trap Assembly	PW2150	250.89
1/4 x 1/2, 1/2 x 1/2 Assembly less cleanout	PW2150NCO	250.89
Same as PW2150NCO with ground joint wall bend	PW2150GJ	250.89
1/4 x 1/4 Vandal Trap®	PWV8902	287.75
1/4 x 1/4 Vandal Trap® less cleanout	PWV8902NCO	287.75
1/2 x 1/2 Vandal Trap®	PWV8912	287.75
1/2 x 1/2 Vandal Trap® less cleanout	PWV8912NCO	287.75

PREWRAPPED CAST BRASS GROUND JOINT SWIVEL P-TRAP (LA STYLE)

Available less cleanout



DESCRIPTION	PART #	PRICE
1/4 x 1/2, 1/2 x 1/2 IPS Outlet	PW8090	260.21
1/4 x 1/2, 1/2 x 1/2 IPS Outlet less cleanout	PW8090NCO	260.21
1/4 x 1/4 Vandal Trap®	PWV8090	289.50
1/4 x 1/4 Vandal Trap® less cleanout	PWV8090NCO	289.50
1/2 x 1/2 Vandal Trap®	PWV8089	289.50
1/2 x 1/2 Vandal Trap® less cleanout	PWV8089NCO	289.50

PREWRAPPED CAST BODY P-TRAP WITH LAVATORY OFFSET ASSEMBLY

Available with McGuire's Heavy Duty Durable Chrome Finish Grid Strainers



DESCRIPTION	PART #	PRICE
1/4 x 1/4 Trap w/ Lavatory Offset Assembly	PW2125WC	360.01
1/4 x 1/2 Trap w/ Lavatory Offset Assembly	PW2150WC	368.16
same as PW2150WC except w/ground joint wall bend	PW2150GJWC	368.16
1/4 x 1/4 Trap w/ PRODRAIN™ Offset Assembly	PW2125WCPRO	363.21
1/4 x 1/2 Trap w/ PRODRAIN™ Offset Assembly	PW2150WCPRO	371.52
same as PW2125WC except with PW155HDWC	PW2125HDWC	374.57
same as PW2150WC except with PW155HDWC	PW2150HDWC	382.68

RETROFIT INSULATION

DESCRIPTION	PART #	PRICE
For 1/4 and 1/2 Traps	PW2000	169.55
For 1/4 and 1/2 Traps w/ Offset Drain Cover	PW2000WC	203.56
Lavatory Offset Drain Cover	PWWC	35.73

PREWRAPPED OFFSET LAVATORY AND SINK STRAINER ASSEMBLY

Available with McGuire's Heavy Duty Durable Chrome Finish Grid Strainers or PRODRAIN™.



DESCRIPTION	PART #	PRICE
1/4 PreWrapped Lavatory Offset Assembly	PW155WC	119.11
1/4 PreWrapped Offset with Heavy Duty Finish Grid Drain	PW155HDWC	133.59
1/4 PreWrapped ProDrain™ Offset Assembly	PWPRODRAINWC	122.37
1/4 PreWrapped Lift and Turn Assembly	PW155LATWC	139.73
1/4 PreWrapped Chain & Stopper Assembly	PW155CRSWC	116.97
1/2 Sink Offset Assembly	PW1000WC	277.17
1/2 Offset with 151 Brass Strainer	PW1151WC	333.15
1/2 Offset with 151A Stainless Strainer	PW1151AWC	319.18
1/2 Offset with 149 Brass Strainer	PW1149WC	307.14
1/2 Offset with 152 Brass Strainer	PW1152WC	329.79

PREWRAPPED CONTINUOUS WASTES 1/2 END OUTLET



DESCRIPTION	PART #	PRICE
1/2" Prewrapped End Outlet 16" CTR 17GA	PW111C16G17	237.20

PREWRAPPED CONTINUOUS WASTES 1/2 CENTER OUTLET



DESCRIPTION	PART #	PRICE
1/2" Prewrapped Center Outlet 16" CTR 17GA	PW113C16G17	321.32

ANTIMICROBIAL TREATED

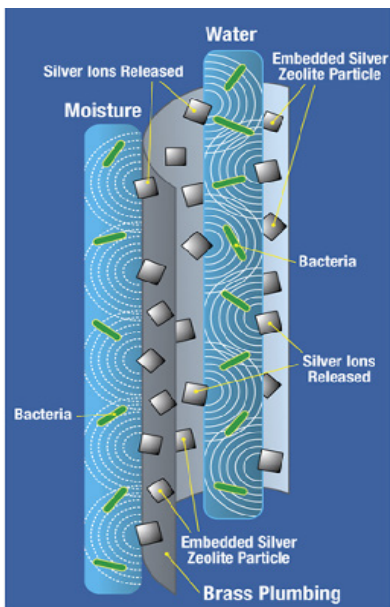
P-TRAPS

DESCRIPTION	PART #	CARTON QUANTITY	PRICE
1¼" Cast Body Trap	8872CBSAN	25	125.12
1¼" x 1½" Cast Body Trap	8902CBSAN	25	135.18
1½" Cast Body Trap	8912CBSAN	25	135.18
1½" Less cleanout	8912CNCBSAN	25	142.25
1½" x 1½" IPS Cast Body Trap	8089CSAN	25	144.22
1¼" x 1½" IPS	8090CSAN	25	144.22
1¼" x 1½" IPS less cleanout	8090CNCBSAN	25	144.22
1½" x 2" Cast Body Trap	8903CSAN	10	422.11
2", 1½" x 2" Cast Body Trap	8904CSAN	10	443.19

PO PLUGS AND STRAINERS

DESCRIPTION	PART #	CARTON QUANTITY	PRICE
Lavatory Open Grid PO Plug	155ASAN	44	74.19
Offset Lavatory Open Grid	155WCSAN	25	112.59
PO Plug	PRODRAIN	44	75.86
PRODRAIN™ No Overflow			
Lavatory Strainer	PRODRAINWCSAN	44	114.33
PRODRAIN™ Offset No Overflow			
Lavatory Strainer	151ASAN	25	98.20
Stainless Steel Basket Strainer	151SAN	25	115.40
Brass Basket Strainer	152SAN	25	105.18
Wide Top Sink Strainer	1151WCSAN	25	327.48
Offset with 151 Strainer			

ANTIMICROBIAL HOW IT WORKS



Most McGuire products can be treated with McGuire's antimicrobial product. Consult McGuire for pricing on additional items. Please be advised that some items are subject to McGuire's return approval policies.

PROWRAP™ ANTIMICROBIAL TREATED

PREWRAPPED SANIGUARD TREATED CAST BODY P-TRAP AND STRAINERS WITH LAVATORY OFFSET ASSEMBLY



DESCRIPTION	PART #	PRICE
1¼ x 1¼ Trap w/ Lavatory Offset Assembly	PW2125WCSAN	504.03
1¼ x 1½ Trap w/ Lavatory Offset Assembly	PW2150WCSAN	521.65
1¼ PreWrapped Lavatory Offset Assembly	PW155WCSAN	171.55
1¼ PreWrapped ProDrain™ Offset Assembly	PWProDrainWCSAN	182.57
1½ Sink Offset Assembly	PW1000WCSAN	304.88
1½ Offset with 152 Brass Strainer	PW1152WCSAN	410.06

PREWRAPPED CONTINUOUS WASTES 1½ END OUTLET

DESCRIPTION	PART #	PRICE
1½" Prewrapped End Outlet 16" CTR 17GA	PW111C16G17SAN	459.03

McGUIRE'S NEWEST PRESS SERIES

- 1**
Quick Installation
- 2**
Time-Saving Labor
- 3**
Flame-Free Plumbing



P-TRAPS AND STOP VALVES

DESCRIPTION	PART #	CARTON QUANTITY	PRICE
1¼ x 1¼, 1½ x 1½ PRESS	8090CBOSPRESS	25	141.10
½ Angle PRESS x ¾ OD	LFBV2-PP38	100	24.10
½ Angle PRESS x ½ OD	LFBV2-PP50	100	24.49
½ Straight PRESS x ¾ OD	LFBV2-PPST38	100	24.38
½ Straight PRESS x ½ OD	LFBV2-PPST50	100	24.72

STRAINERS AND P.O. PLUGS

Urinal Strainers

CAST BRASS BEEHIVE URINAL STRAINERS

Optional: vandal resistant screws are available.



DESCRIPTION	PART #	FINISH	PRICE
Cast Brass Beehive Strainer	1303	chrome	125.99
Replacement Top w/Screws	BT	chrome	54.53

CAST BRASS FLAT GRID URINAL STRAINERS

Optional: vandal resistant screws are available.



DESCRIPTION	PART #	FINISH	PRICE
Flat Grid 2" Strainer for lead caulk or soil pipe	1233	chrome	109.31
Replacement Top w/Screws	FT	chrome	40.71
2" IPS Adj Connections	1233A2	chrome	145.85
3" IPS Adj Connections	1233A3	chrome	175.27

Shower Stall Strainers

Optional: vandal resistant screws are available.



DESCRIPTION	PART #	FINISH	PRICE
1½ FIP Strainer	1266	chrome	29.48
2" FIP Strainer	1266A	chrome	28.64
2" FIP Strainer w/ vandal-resistant screws	1266AV	chrome	34.40

WIDE TOP SINK STRAINER

AVAILABLE IN TYPE 316 AND 304 STAINLESS STEEL AND VANDAL PROOF



DESCRIPTION	PART #	FINISH	PRICE
Wide Top Sink Strainer with 4" tailpiece	152	chrome	77.13
Same with Brass Nuts	152N	chrome	79.37
Same as 152 less Tailpiece	152LT	chrome	66.38
Type 304 Stainless Steel	152NSS	chrome	59.66
Type 316 Stainless Steel VANDAL	152NVSS316	chrome	111.94

Classic McGuire Basket Strainers BRASS

Furnished with 1½" x 4" tailpiece, cast brass lock and coupling nuts.



DESCRIPTION	PART #	FINISH	PRICE
Brass Basket Strainer	151	chrome	87.32
Same with 17GA Tailpiece	151M	chrome	91.90
Same as 151 less Tailpiece	151LT	chrome	77.33

STAINLESS STEEL

Furnished with 1½" x 4" tailpiece.



DESCRIPTION	PART #	FINISH	PRICE
Stainless Steel GA Tailpiece	151A	chrome	70.14
Same as 151A except 17GA Tailpiece	151AM	chrome	86.03
Same less Tailpiece	151ALT	chrome	53.82

Eco-Line Basket Strainers (24 per carton)

DESCRIPTION	PART #	FINISH	PRICE
Stainless Steel GA Tailpiece	151AECO	chrome	42.22

Type 316 Conical Basket Strainer

1/2"X4 TAILPIECE



DESCRIPTION	PART #	FINISH	PRICE
Type 316 Stainless Steel	151CNSS316	Stainless Steel	123.34
Type 304 Stainless Steel	151CNSS304	Steel	82.60

Sink Strainers TRAY PLUG



DESCRIPTION	PART #	FINISH	PRICE
Tray Plug w/Rubber Stopper incl. 4" Tlpc. w/Brass Nuts	150	chrome	51.50
Same as 150 w/ 17GA Tailpiece	150M	chrome	54.78
Same as 150 less Tailpiece	150LT	chrome	41.59

FLAT GRID



DESCRIPTION	PART #	FINISH	PRICE
Flat Grid Wrought Sink Strainer w/ 4" Tailpiece and Brass Nuts	149	chrome	50.44
Same as 149 less Tailpiece	149LT	chrome	40.49

BAR SINK STRAINERS

Furnished with 1½" x 4" 20GA tailpiece and cast brass lock nuts.



DESCRIPTION	PART #	FINISH	PRICE
Bar Sink Strainer	153	chrome	51.30
Deep Bar Sink Strainer	154	chrome	78.58
Same as 153 less Tailpiece	153LT	chrome	41.29
Same as 154 less Tailpiece	154LT	chrome	68.67

P.O. PLUGS

HEAVY BRASS SOLID TOP OPEN GRID

1-1/4" drain furnished with 6" 17GA tailpiece, and cast brass lock nut. Other tailpiece lengths available.



DESCRIPTION	PART #	FINISH	PRICE
"Classic McGuire"			
1/4" OD 6" Tailpiece	155A	chrome	53.43
1/4" OD 6" Tailpiece	155ASC	satın	63.84
1/4" OD 8" Tailpiece	155A8	chrome	66.60
1/4" OD 10" Tailpiece	155A10	chrome	71.63
1/4" OD 12" Tailpiece	155A12	chrome	77.26
1/2" OD 6" Tailpiece	155A2	chrome	67.89
1/2" OD 12" Tailpiece	155A212	chrome	98.09

ECO-LINE SOLID TOP OPEN GRID (25 PER CARTON)

DESCRIPTION	PART #	FINISH	PRICE
1/4" OD 6" Tailpiece	155AECO	chrome	33.39

HEAVY DUTY FINISH HD GRID

Looks better, lasts longer than conventional chrome plated finishes. Durable finish heavy solid top open grid P. O. plug. Furnished with 6" 17GA tailpiece and cast brass lock nut.



DESCRIPTION	PART #	FINISH	PRICE
1/4" OD 6" Tailpiece	HD155A	PVD chrome	76.04

**McGuire's PRODRAIN™
No Overflow**

Heavy cast brass grid drain for lavatories without overflows furnished with 1/4" x 6" 17GA tailpiece. Other tailpiece lengths available.



DESCRIPTION	PART #	FINISH	PRICE
1/4" Strainer Less Overflow	ProDrain	chrome	57.53
Same with 1/2" Tailpiece	ProDrain2	chrome	77.33

HEAVY BRASS CHAIN AND RUBBER STOPPER

Furnished with cast brass follower and 1/4" x 6" 17GA tailpiece. (8", 10" and 12" tailpieces available).

DESCRIPTION	PART #	FINISH	PRICE
Chain and Stopper	155	chrome	56.92

HEAVY BRASS POP UP

Furnished with 1/4" x 4" 17GA tailpiece and cast brass lock nut. Other tailpiece lengths available.

DESCRIPTION	PART #	FINISH	PRICE
Pop Up Plug	155MP	chrome	59.80

HEAVY CAST BRASS LIFT AND TURN

Furnished with 1/4" x 6" 17GA tailpiece. Other tailpiece lengths available.

DESCRIPTION	PART #	FINISH	PRICE
Lift and Turn	155LAT	chrome	63.35
Same less Tailpiece	155LATLT	chrome	50.61

OFFSET LAVATORY STRAINERS

All Available with A.D.A. Compliant Insulator Kit Prewrapped or Retrofit with McGuire's PROWRAP™. See page 4.



DESCRIPTION	PART #	FINISH	PRICE
Wheelchair Lavatory Strainer	155WC	chrome	100.19

ECO-LINE (25 PER CARTON ONLY)

DESCRIPTION	PART #	FINISH	PRICE
Wheelchair Lavatory Strainer	155WCECO	chrome	62.00

HEAVY DUTY DURABLE FINISH

"Looks Better, Lasts Longer than Conventional Chrome Plated Finishes"

DESCRIPTION	PART #	FINISH	PRICE
Wheelchair Lavatory Strainer	HD155WC	PVD chrome	122.80

LIFT AND TURN P.O. PLUG



DESCRIPTION	PART #	FINISH	PRICE
Wheelchair Lavatory Strainer	155LATWC	chrome	125.12

CHAIN & RUBBER STOPPER STRAINER

DESCRIPTION	PART #	FINISH	PRICE
Wheelchair Lavatory Strainer	155CRSWC	chrome	97.69

McGuire's PRODRAIN™ ADA Strainer

Heavy cast brass offset grid strainer for lavatories without overflows. ADA compliant. ProWrap see page 4.



DESCRIPTION	PART #	FINISH	PRICE
1/4" Wheelchair Strainer less overflow	ProDrainWC	chrome	104.21

OFFSET SINK STRAINERS

Available in Type 316 and 304 Stainless Steel

DESCRIPTION	PART #	FINISH	PRICE
Offset Only	1000WC	chrome	108.08
Offset w/151 Strainer	1151WC	chrome	156.40
Offset w/151A Strainer	1151AWC	chrome	162.10
Offset w/149 Strainer	1149WC	chrome	155.17
Offset w/152 Strainer	1152WC	chrome	164.96
Offset w/153 Strainer	1153WC	chrome	160.65
Type 316 w/Conical Strainer	1151CNWCSS316	chrome	224.60
Type 304 w/152 Strainer	1152NWCCSS	chrome	160.91
Type 316 w/ 152 VANDAL	1152NVWCSS316	chrome	213.19



convertible™ II

ball valve

PEX F1960



ANGLE 1/4 TURN BRASS BALL VALVE

DESCRIPTION	PART #	PRICE
½ PEX-F1960 x ¾ OD	LFBV2-6X53	22.87
½ PEX-F1960 x ½ OD	LFBV2-6X55	23.54

STRAIGHT 1/4 TURN BRASS BALL VALVE

DESCRIPTION	PART #	PRICE
½ PEX-F1960 x ¾ OD	LFBV2-6XST53	23.95
½ PEX-F1960 x ½ OD	LFBV2-6XST55	24.65

PEX F1807



STRAIGHT 1/4 TURN BRASS BALL VALVE

DESCRIPTION	PART #	PRICE
½ PEX-F1807 x ¾ OD	LFBV2-3XST53	24.11
½ PEX-F1807 x ½ OD	LFBV2-3XST55	24.85

ANGLE 1/4 TURN BRASS BALL VALVE

DESCRIPTION	PART #	PRICE
½ PEX-F1807 x ¾ OD	LFBV2-3X53	22.95
½ PEX-F1807 x ½ OD	LFBV2-3X55	23.66

CPVC



ANGLE 1/4 TURN BRASS BALL VALVE

DESCRIPTION	PART #	PRICE
½ CPVC x ¾ OD	LFBV2-4P53	24.56
½ CPVC x ½ OD	LFBV2-4P55	25.27

STRAIGHT 1/4 TURN BRASS BALL VALVE

DESCRIPTION	PART #	PRICE
½ CPVC x ¾ OD	LFBV2-4PST53	25.79
½ CPVC x ½ OD	LFBV2-4PST55	26.53

PIPE X COMPRESSION



DESCRIPTION	PART #	CARTON QUANTITY	PRICE
ANGLE			
3/8 IPS x 3/8 OD	LFBV2-01	100	21.89
1/2 IPS x 3/8 OD	LFBV2-02	100	23.00
3/8 IPS x 1/2 OD	LFBV2-03	100	22.65
1/2 IPS x 1/2 OD	LFBV2-04	100	23.73
STRAIGHT			
3/8 IPS x 3/8 OD	LFBV2-11	100	23.00
1/2 IPS x 3/8 OD	LFBV2-12	100	24.13
1/2 IPS x 1/2 OD	LFBV2-14	100	24.91

SWEAT X COMPRESSION



DESCRIPTION	PART #	CARTON QUANTITY	PRICE
ANGLE			
1/2 NOMINAL SWEAT x 3/8 OD	LFBV2-07	100	21.54
1/2 NOMINAL SWEAT x 1/2 OD	LFBV2-08	100	22.23
STRAIGHT			
1/2 NOMINAL SWEAT x 3/8 OD	LFBV2-16	100	22.62
1/2 NOMINAL SWEAT x 1/2 OD	LFBV2-19	100	23.36

CLASSIC CONVERTIBLE™

**CONVERTIBLE™ QUARTER-TURN BALL VALVES
ANGLE STOPS**

DESCRIPTION	PART #	CARTON QUANTITY	PRICE
3/8 IPS x 3/8 OD	LFBV01	100	31.98
1/2 IPS x 3/8 OD	LFBV02	100	32.80
1/2 Nominal x 3/8 OD	LFBV09	100	33.33
1/2 Copper Swt x 3/8 OD w/5" Ext.	LFBV082	100	38.23
1/2 Copper Swt x 3/8 OD	LFBV07	100	32.45

SWEAT X COMPRESSION W/EXT.



DESCRIPTION	PART #	CARTON QUANTITY	PRICE
ANGLE			
1/2 Copper SWEAT w/ EXT x 3/8 OD	LFBV2-082	100	28.68
1/2 Copper SWEAT w/ EXT x 1/2 OD	LFBV2-084	100	27.65
STRAIGHT			
1/2 Copper SWEAT w/ EXT x 3/8 OD	LFBV2-182	100	27.77

COMPRESSION X COMPRESSION

DESCRIPTION	PART #	CARTON QUANTITY	PRICE
ANGLE			
1/2 NOM COMPRESSION x 3/8 OD	LFBV2-09	100	23.52
1/2 NOM COMPRESSION x 1/2 OD	LFBV2-10	100	24.26
STRAIGHT			
1/2 NOM COMPRESSION x 3/8 OD	LFBV2-17	100	24.72
1/2 NOM COMPRESSION x 1/2 OD	LFBV2-18	100	25.45

BV2PRESS CONNECTION



DESCRIPTION	PART #	CARTON QUANTITY	PRICE
ANGLE			
1/2 PRESS x 3/8 OD	LFBV2-PP38	100	24.10
1/2 PRESS x 1/2 OD	LFBV2-PP50	100	24.49
STRAIGHT			
1/2 PRESS x 3/8 OD	LFBV2-PPST38	100	24.38
1/2 PRESS x 1/2 OD	LFBV2-PPST50	100	24.72

CONVERTIBLE™ 1/4 TURN BALL VALVE SUPPLY KITS

FLEXIBLE SUPPLIES

Convertible™ and Convertible™ II Quarter-Turn Ball Valve Line



A true brass ball valve with a unique convertible handle, it's a loose key, it's a wheel handle, it's both. Engineered for all commercial applications, the Convertible™ II series is designed for high-use projects such as commercial multi-use residential.

LAVATORY SUPPLIES INCLUDE:

(2) Stop Valves, (2) Flexible Risers, (2) Chrome Plated Flanges

CLOSET SUPPLIES INCLUDE:

(1) Stop Valve, (1) Flexible Riser, (1) Chrome Plated Flange

LFBV= CONVERTIBLE™ LEGACY LINE LFBV2= CONVERTIBLE™ II

BALL VALVE LAVATORY SUPPLIES

Pipe x Compression

DESCRIPTION	PART #	PRICE
3/8 IPS x 3/8 OD	LFBV165	81.00
3/8 IPS x 3/8 OD	LFBV2-165	61.25
3/8 IPS x 1/2 OD	LFBV2-167	97.14
1/2 IPS x 3/8 OD	LFBV2165	82.78
1/2 IPS x 3/8 OD	LFBV2-2165	68.54
1/2 IPS x 1/2 OD	LFBV2-2167	103.25

Compression x Compression

DESCRIPTION	PART #	PRICE
1/2 Nominal x 3/8 OD	LFBV2165CC	89.81
1/2 Nominal x 3/8 OD	LFBV2-2165CC	68.45
1/2 Nominal x 1/2 OD	LFBV2-2167CC	81.63

Sweat x Compression

DESCRIPTION	PART #	PRICE
1/2 Copper Sweat x 3/8 OD	LFBV175	87.50
1/2 Copper Sweat x 3/8 OD	LFBV2-175	60.38
1/2 Copper Sweat x 1/2 OD	LFBV2-177	92.54

Sweat x Compression (with 5" extension tube)

DESCRIPTION	PART #	PRICE
1/2 Copper Sweat x 3/8 OD	LFBV170	105.75
1/2 Copper Sweat x 3/8 OD	LFBV2-170	90.20
1/2 Copper Sweat x 1/2 OD	LFBV2-171	90.95

CLOSET SUPPLIES

Pipe x Compression

DESCRIPTION	PART #	PRICE
3/8 IPS x 3/8 OD	LFBV166	57.53
3/8 IPS x 3/8 OD	LFBV2-166	36.46
3/8 IPS x 1/2 OD	LFBV2-169	54.44
1/2 IPS x 3/8 OD	LFBV2166	58.39
1/2 IPS x 3/8 OD	LFBV2-2166	40.31
1/2 IPS x 1/2 OD	LFBV2-2169	57.68

Sweat x Compression

DESCRIPTION	PART #	PRICE
1/2 Copper Sweat x 3/8 OD	LFBV185	60.32
1/2 Copper Sweat x 3/8 OD	LFBV2-185	36.04
1/2 Copper Sweat x 1/2 OD	LFBV2-187	60.90

Compression x Compression

DESCRIPTION	PART #	PRICE
1/2 Nominal x 3/8 OD	LFBV2166CC	61.43
1/2 Nominal x 3/8 OD	LFBV2-2166CC	38.10
1/2 Nominal x 1/2 OD	LFBV2-2169CC	44.09

Sweat x Compression (with 5" extension tube)

DESCRIPTION	PART #	PRICE
1/2 Copper Sweat x 3/8 OD	LFBV172	67.24
1/2 Copper Sweat x 3/8 OD	LFBV2-172	48.56
1/2 Copper Sweat x 1/2 OD	LFBV2-173	54.97

LAVATORY AND CLOSET RIGID

DESCRIPTION	PART #	PRICE
3/8 IPS STD LAVATORY ANGLE	LFBV2-158	151.60
3/8 IPS STD LAVATORY STRAIGHT	LFBV2-157	402.20
3/8 IPS STD CLOSET ANGLE	LFBV2-159	79.05
3/8 IPS STD CLOSET STRAIGHT	LFBV2-160	127.77

BRASS TAILPIECES not included - sold SEPARATELY

DESCRIPTION	PART #	PRICE
1/4 x 2 Straight EA.	TPC2STR	14.46
1/4 x 2 Offset EA.	TPC2OFR	23.84

convertible™ II ball valve

KIT ADDERS ONLY

FLANGE OPTIONS - Use suffix after supply part #

DESCRIPTION	SUFFIX	ADDITIONAL CHARGE	
		CLOSET	LAVATORY
Heavy Brass, Set Screw, Chrome Plated	F	18.15 ea.	35.50 pr.
Deep Flange (Bell Type), Chrome Plated Wrought Brass	DF	13.38 ea.	26.78 pr.
Deep Flange (Bell Type), Chrome Plated Steel	SDF	2.84 ea.	5.67 pr.

NIPPLE OPTIONS - Use suffix after supply part #

DESCRIPTION	SUFFIX	ADDITIONAL CHARGE		
		CLOSET		LAVATORY
3" Nipple	N3	16.02 ea.	3/8 IPS	32.04 pr.
		23.73 ea.	1/2 IPS	47.52 pr.
5" Nipple	N5	24.78 ea.	3/8 IPS	49.55 pr.
		31.40 ea.	1/2 IPS	60.29 pr.

RISER OPTIONS FLEXIBLE COPPER - Use suffix after supply part #

DESCRIPTION	SUFFIX	ADDITIONAL CHARGE	
		3/8" OD	1/2" OD
Lavatory	15"	R15	7.58 pr. N/C
	20"	R20	16.28 pr. 21.87 pr.
	36"	R36	72.54 pr. N/C
Closet	20"	R20	7.92 ea. 9.52 ea.
	12"	CR	8.55 ea.
Compression	20"	CR20	23.06 ea.
	12"	SR	6.22 ea.
Sweat	12"	SR	6.22 ea.
	20"	SR20	17.05 ea.

RISER OPTIONS BRAIDED STAINLESS STEEL

Use suffix after supply part #

DESCRIPTION	SUFFIX	ADDITIONAL CHARGE	
		3/8" OD	1/2" OD
Lavatory	9"	SS9	N/C
	12"	SS12	N/C
	16"	SS16	6.72 pr.
	20"	SS20	10.00 pr. 3.23 pr.
	30"	SS30	19.01 pr.
	36"	SS36	26.19 pr.
Closet	12"	SS12	3.45 ea. N/C
	20"	SS20	6.31 ea.

N/C = No additional charge

LOCK SHIELD CAPS and loose keys

Use suffix after supply part #

DESCRIPTION	SUFFIX	ADDITIONAL CHARGE	
		CLOSET	LAVATORY
For Premier and Heavy Pattern	C	5.47 ea.	10.93 pr.

Adder Pricing NOTE:

Please contact customer service for verification of pricing on all adder components when building a custom supply kit prior to submitting your purchase order.
 customerservice@mcguiremfg.com or call (203) 699-1801.

STANDARD BALL VALVE KIT ADDERS

FLANGE OPTIONS - Use suffix after supply part #

DESCRIPTION	SUFFIX	ADDITIONAL CHARGE	
		CLOSET	LAVATORY
Heavy Brass, Set Screw, Chrome Plated	F	19.07 ea.	37.91 pr.
Deep Flange (Bell Type), Chrome Plated Wrought Brass	DF	14.07 ea.	28.13 pr.
Deep Flange (Bell Type), Chrome Plated Steel	SDF	2.95 ea.	5.95 pr.

NIPPLE OPTIONS - Use suffix after supply part #

DESCRIPTION	SUFFIX	ADDITIONAL CHARGE		
		CLOSET		LAVATORY
3" Nipple	N3	16.82 ea.	3/8 IPS	33.64 pr.
		24.93 ea.	1/2 IPS	49.90 pr.
5" Nipple	N5	28.08 ea.	3/8 IPS	48.16 pr.
		34.19 ea.	1/2 IPS	63.28 pr.

RISER OPTIONS FLEXIBLE COPPER - Use suffix after supply part #

DESCRIPTION	SUFFIX	ADDITIONAL CHARGE	
		3/8" OD	1/2" OD
Lavatory	15"	R15	7.98 pr. N/C
	20"	R20	17.08 pr. 20.48 pr.
	36"	R36	76.20 pr. N/C
Closet	20"	R20	8.95 ea. 10.04 ea.
	12"	CR	12.17 ea.
Compression	20"	CR20	24.21 ea.
	12"	SR	6.46 ea.
Sweat	12"	SR	6.46 ea.
	20"	SR20	17.90 ea.

RISER OPTIONS BRAIDED STAINLESS STEEL

Use suffix after supply part #

DESCRIPTION	SUFFIX	ADDITIONAL CHARGE	
		3/8" OD	1/2" OD
Lavatory	9"	SS9	N/C
	12"	SS12	3.62 pr. N/C
	16"	SS16	7.06 pr.
	20"	SS20	11.31 pr. 3.94 pr.
	30"	SS30	19.96 pr.
	36"	SS36	25.69 pr.
Closet	12"	SS12	3.62 ea. N/C
	20"	SS20	6.64 ea.

N/C = No additional charge

LOCK SHIELD CAPS and loose keys

Use suffix after supply part #

DESCRIPTION	SUFFIX	ADDITIONAL CHARGE	
		CLOSET	LAVATORY
For Premier and Heavy Pattern	C	5.74 ea.	11.47 pr.

McGUIRE **ICV DEFENDER**

INTEGRAL CHECK STOP VALVES

Pipe x Compression LK= Loose Key

DESCRIPTION	PART #	CARTON QUANTITY	PRICE
3/8 IPS x 3/8 OD STD	LFCK01	100	56.75
3/8 IPS x 3/8 OD STL LK	LFCK01LK	100	68.09
1/2 IPS x 3/8 OD STD	LFCK02	100	57.18
1/2 IPS x 3/8 OD STD LK	LFCK02LK	100	69.45
3/8 IPS x 1/2 OD STD	LFCK03	100	63.80
3/8 IPS x 1/2 OD STD LK	LFCK03LK	100	74.98
1/2 IPS x 1/2 OD STD	LFCK04	100	64.64
1/2 IPS x 1/2 OD STD LK	LFCK04LK	100	75.92

Sweat x Compression or Sweat with 5" Extension

DESCRIPTION	PART #	CARTON QUANTITY	PRICE
1/2 Copper Swt x 3/8 OD	LFCK07	100	72.12
1/2 Copper Swt x 3/8 OD LK	LFCK07LK	100	83.50
1/2 Copper Swt x 3/8 OD with EXT	LFCK082	100	96.43
1/2 Copper Swt x 3/8 OD LK with EXT	LFCK082LK	100	107.19

Compression x Compression

DESCRIPTION	PART #	PRICE
1/2 Nominal x 3/8 OD	LFCK09	69.50
1/2 Nominal x 3/8 OD	LFCK09LK	80.86

INTEGRAL CHECK SUPPLY KITS

Pipe x Compression


DESCRIPTION	PART #	PRICE
3/8 IPS x 3/8 OD	LFCK165	149.06
3/8 IPS x 3/8 OD	LFCK165LK	174.48
3/8 IPS x 1/2 OD	LFCK167	184.81
3/8 IPS x 1/2 OD	LFCK167LK	207.23
1/2 IPS x 3/8 OD	LFCK2165	152.81
1/2 IPS x 3/8 OD	LFCK2165LK	175.78
1/2 IPS x 1/2 OD	LFCK2167	187.08
1/2 IPS x 1/2 OD	LFCK2167LK	207.28

Compression x Compression

DESCRIPTION	PART #	PRICE
1/2 Nominal x 3/8 OD	LFCK2165CC	173.17
1/2 Nominal x 3/8 OD	LFCK2165CCLK	194.92

Sweat x Compression or Sweat with 5" Extension

DESCRIPTION	PART #	PRICE
1/2 Copper Sweat x 3/8 OD	LFCK175	209.22
1/2 Copper Sweat x 3/8 OD	LFCK175LK	230.99
1/2 Copper Sweat x 3/8 OD WITH 5" EXTENSION	LFCK170	237.16
1/2 Copper Sweat x 3/8 OD WITH 5" EXTENSION	LFCK170LK	259.37



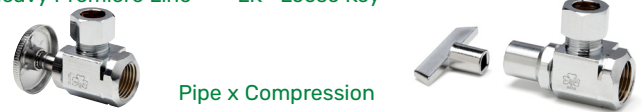
COMMERCIAL FULL-TURN STOPS

Standard Line Lead Free Full turn compression set stem, solid brass stops.

Premiere Heavy Line Lead Free Full turn compression set heavy stem, heavy pattern stop, highly polished solid brass.

ANGLE STOPS

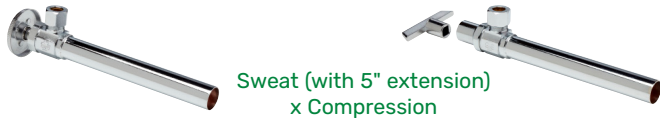
H= Heavy Premiere Line LK= Loose Key



DESCRIPTION	PART #	CARTON QUANTITY	PRICE
3/8 IPS x 3/8 OD STD	LFST01	100	16.39
3/8 IPS x 3/8 OD STL LK	LFST01LK	100	19.01
3/8 IPS x 3/8 OD HVY	LFHST01	100	37.24
3/8 IPS x 3/8 OD HVY LK	LFHST01LK	100	44.69
1/2 IPS x 3/8 OD STD	LFST02	100	19.25
1/2 IPS x 3/8 OD STD LK	LFST02LK	100	21.01
1/2 IPS x 3/8 OD HVY	LFHST02	100	37.53
1/2 IPS x 3/8 OD HVY LK	LFHST02LK	100	45.58
3/8 IPS x 1/2 OD STD	LFST03	100	21.38
3/8 IPS x 1/2 OD STD LK	LFST03LK	100	23.58
3/8 IPS x 1/2 OD HVY	LFHST03	100	41.86
3/8 IPS x 1/2 OD HVY LK	LFHST03LK	100	49.21
1/2 IPS x 1/2 OD STD	LFST04	100	25.26
1/2 IPS x 1/2 OD STD LK	LFST04LK	100	27.22
1/2 IPS x 1/2 OD HVY	LFHST04	100	42.42
1/2 IPS x 1/2 OD HVY LK	LFHST04LK	100	49.81

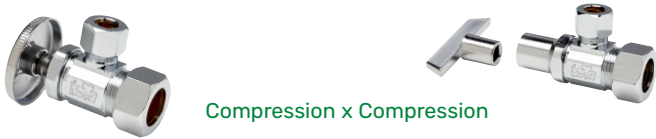


DESCRIPTION	PART #	CARTON QUANTITY	PRICE
1/2 Copper Swt x 3/8 OD STD	LFST07	100	15.14
1/2 Copper Swt x 3/8 OD STD LK	LFST07LK	100	17.54
1/2 Copper Swt x 3/8 OD HVY	LFHST07	100	47.32
1/2 Copper Swt x 3/8 OD HVY LK	LFHST07LK	100	54.80
1/2 Copper Swt x 1/2 OD STD	LFST08	100	16.79
1/2 Copper Swt x 1/2 OD STD LK	LFST08LK	100	19.24



Sweat (with 5" extension)
x Compression

DESCRIPTION	PART #	CARTON QUANTITY	PRICE
½ Copper Swt x ¾ OD STD	LFST082	100	23.05
½ Copper Swt x ¾ OD STD LK	LFST082LK	100	25.56
½ Copper Swt x ¾ OD HVY	LFHST082	100	63.28
½ Copper Swt x ¾ OD HVY LK	LFHST082LK	100	70.34
½ Copper Swt x ½ OD STD	LFST084	100	25.15
½ Copper Swt x ½ OD STD LK	LFST084LK	100	27.12
½ Copper Swt x ½ OD HVY	LFHST084	100	65.31
½ Copper Swt x ½ OD HVY LK	LFHST084LK	100	72.71



Compression x Compression

DESCRIPTION	PART #	CARTON QUANTITY	PRICE
½ Nominal x ¾ OD STD	LFST09	100	18.94
½ Nominal x ¾ OD STD LK	LFST09LK	100	21.59
½ Nominal x ¾ OD HVY	LFHST09	100	45.63
½ Nominal x ¾ OD HVY LK	LFHST09LK	100	53.06
½ Nominal x ½ OD STD	LFST10	100	21.49
½ Nominal x ½ OD STD LK	LFST10LK	100	23.65
½ Nominal x ½ OD HVY	LFHST10	100	47.37
½ Nominal x ½ OD HVY LK	LFHST10LK	100	54.80



Pipe x Pipe with Stuffing Box

DESCRIPTION	PART #	CARTON QUANTITY	PRICE
¾ IPS x ¾ IPS STD	LFST05SB	100	20.55
¾ IPS x ¾ IPS STL LK	LFST05LKS	100	22.76
¾ IPS x ¾ IPS HVY	LFHST05SB	100	41.84
¾ IPS x ¾ IPS HVY LK	LFHST05LKS	100	49.21
½ IPS x ½ IPS HVY	LFHST06SB	100	44.21
½ IPS x ½ IPS HVY LK	LFHST06LKS	100	51.49

DUAL OUTLET STOPS



IPS, Sweat or Compression x Compression x Compression

DESCRIPTION	PART #	CARTON QUANTITY	PRICE
½ IPS x ¾ OD x ¾ OD STD	LFST02	100	31.49
½ Copper Swt x ¾ OD x ¾ OD STD	LFST07	100	31.02
½ Nominal x ¾ OD x ¾ OD STD	LFST09	100	34.72
½ Nominal x ¾ OD x ¾ OD STD LK	LFST09LK	100	37.40
½ Nominal x ¾ OD x 14 OD STD	LFSTDW09	100	43.01

STRAIGHT STOPS

Sweat x Compression (with 5" extension)

DESCRIPTION	PART #	CARTON QUANTITY	PRICE
½ Copper Swt x ¾ OD STD	LFST182	100	24.37
½ Copper Swt x ¾ OD STD LK	LFST182LK	100	26.57



Pipe x Compression

DESCRIPTION	PART #	CARTON QUANTITY	PRICE
¾ IPS x ¾ OD STD	LFST11	100	16.30
¾ IPS x ¾ OD STL LK	LFST11LK	100	18.27
¾ IPS x ¾ OD HVY	LFHST11	100	42.96
¾ IPS x ¾ OD HVY LK	LFHST11LK	100	44.69
½ IPS x ¾ OD STD	LFST12	100	23.99
½ IPS x ¾ OD STD LK	LFST12LK	100	26.40
¾ IPS x ½ OD STD	LFST13	100	21.26
¾ IPS x ½ OD STD LK	LFST13LK	100	23.37
½ IPS x ½ OD STD	LFST14	100	25.05
½ IPS x ½ OD STD LK	LFST14LK	100	27.22

Pipe x Pipe with Stuffing Box

DESCRIPTION	PART #	CARTON QUANTITY	PRICE
¾ IPS x ¾ IPS STD	LFST15SB	100	20.87
¾ IPS x ¾ IPS STD LK	LFST15LKS	100	24.08
½ IPS x ½ IPS STD	LFST155SB	100	23.81
½ IPS x ½ IPS STD LK	LFST155LKS	100	27.11

Sweat x Compression



DESCRIPTION	PART #	CARTON QUANTITY	PRICE
½ Copper Swt x ¾ OD STD	LFST16	100	17.15
½ Copper Swt x ¾ OD STD LK	LFST16LK	100	19.19
½ Copper Swt x ½ OD STD	LFST19	100	18.60
½ Copper Swt x ½ OD STD LK	LFST19LK	100	20.72



Compression x Compression

DESCRIPTION	PART #	CARTON QUANTITY	PRICE
½ Nominal x ¾ OD STD	LFST17	100	20.54
½ Nominal x ¾ OD STD LK	LFST17LK	100	22.69
½ Nominal x ½ OD STD	LFST18	100	22.12
½ Nominal x ½ OD STD LK	LFST18LK	100	24.28



LAVATORY AND CLOSET SUPPLY KITS

FLEXIBLE SUPPLIES

Economy Line (Case Qty. 25) Full turn compression set stem, solid brass stops.

Standard Line Full turn compression set stem, solid brass stops.

Heavy Pattern Line Full turn compression set heavy stem, heavy pattern stop, highly polished solid brass.

LAVATORY SUPPLIES INCLUDE:

(2) Stop Valves (2) Flexible Risers (2) Chrome Plated Flanges

CLOSET SUPPLIES INCLUDE:

(1) Stop Valve (1) Flexible Riser (1) Chrome Plated Flange

SUPPLY KIT ADDERS SEE PAGE 15

H= Heavy Pattern LK= Loose Key ECO= Economy Line

LAVATORY SUPPLIES

Pipe x Compression

DESCRIPTION	PART #	PRICE
3/8 IPS x 3/8 OD STD	LF165	55.40
3/8 IPS x 3/8 OD STD LK	LF165LK	60.59
3/8 IPS x 3/8 OD HVY	LFH165	99.86
3/8 IPS x 3/8 OD HVY LK	LFH165LK	114.50
3/8 IPS x 1/2 OD STD	LF167	87.83
3/8 IPS x 1/2 OD STD LK	LF167LK	101.88
3/8 IPS x 1/2 OD HVY	LFH167	121.28
3/8 IPS x 1/2 OD HVY LK	LFH167LK	135.99
1/2 IPS x 3/8 OD STD ECONOMY	LF2165ECO	51.04
1/2 IPS x 3/8 OD STD LK ECONOMY	LF2165LKECO	56.07
1/2 IPS x 3/8 OD STD	LF2165	61.99
1/2 IPS x 3/8 OD STD LK	LF2165LK	68.10
1/2 IPS x 3/8 OD HVY	LFH2165	100.28
1/2 IPS x 3/8 OD HVY LK	LFH2165LK	115.35
1/2 IPS x 1/2 OD STD	LF2167	93.40
1/2 IPS x 1/2 OD STD LK	LF2167LK	108.20
1/2 IPS x 1/2 OD HVY	LFH2167	122.78
1/2 IPS x 1/2 OD HVY LK	LFH2167LK	136.03

Compression x Compression

DESCRIPTION	PART #	PRICE
1/2 Nominal x 3/8 OD STD	LF2165CC	61.90
1/2 Nominal x 3/8 OD STD LK	LF2165CCCLK	65.38
1/2 Nominal x 3/8 OD STD ECONOMY	LF2165CCCECO	50.97
1/2 Nominal x 3/8 OD STD LK ECONOMY	LF2165CCCLKECO	52.38
1/2 Nominal x 3/8 OD HVY	LFH2165CC	113.64
1/2 Nominal x 3/8 OD HVY LK	LFH2165CCCLK	127.91
1/2 Nominal x 1/2 OD STD	LF2167CC	73.83
1/2 Nominal x 1/2 OD STD LK	LF2167CCCLK	80.77
1/2 Nominal x 1/2 OD HVY	LFH2167CC	128.98
1/2 Nominal x 1/2 OD HVY LK	LFH2167CCCLK	141.42

Sweat x Compression

DESCRIPTION	PART #	PRICE
1/2 Copper Sweat x 3/8 OD STD	LF175	54.59
1/2 Copper Sweat x 3/8 OD STD LK	LF175LK	59.03
1/2 Copper Sweat x 3/8 OD HVY	LFH175	137.31
1/2 Copper Sweat x 3/8 OD HVY LK	LFH175LK	151.59
1/2 Copper Sweat x 1/2 OD STD	LF177	83.67
1/2 Copper Sweat x 1/2 OD STD LK	LF177LK	105.90

Sweat x Compression (with 5" extension tube)

DESCRIPTION	PART #	PRICE
1/2 Copper Sweat x 3/8 OD STD	LF170	81.56
1/2 Copper Sweat x 3/8 OD STD LK	LF170LK	91.49
1/2 Copper Sweat x 3/8 OD STD ECONOMY	LF170ECO	66.81
1/2 Copper Sweat x 3/8 OD STD LK ECONOMY	LF170LKECO	76.55
1/2 Copper Sweat x 3/8 OD HVY	LFH170	155.64
1/2 Copper Sweat x 3/8 OD HVY LK	LFH170LK	170.21
1/2 Copper Sweat x 1/2 OD STD	LF171	82.26
1/2 Copper Sweat x 1/2 OD STD LK	LF171LK	88.92
1/2 Copper Sweat x 1/2 OD HVY	LFH171	160.85
1/2 Copper Sweat x 1/2 OD HVY LK	LFH171LK	175.44

STRAIGHT LAVATORY SUPPLIES

DESCRIPTION	PART #	PRICE
1/2 Nominal x 3/8 OD STD	LF3165CC	80.23
1/2 Nominal x 3/8 OD STD LK	LF3165CCCLK	84.75
1/2 Copper Sweat w/5" x 3/8 OD STD	LF270	84.75
1/2 Copper Sweat w/5" x 3/8 OD STD LK	LF270LK	93.61

CLOSET SUPPLIES

Pipe x Compression H= Heavy Premiere Line LK= Loose Key

DESCRIPTION	PART #	PRICE
3/8 IPS x 3/8 OD STD	LF166	32.94
3/8 IPS x 3/8 OD STD LK	LF166LK	35.85
3/8 IPS x 3/8 OD HVY	LFH166	55.44
3/8 IPS x 3/8 OD HVY LK	LFH166LK	67.78
3/8 IPS x 1/2 OD STD	LF169	49.22
3/8 IPS x 1/2 OD STD LK	LF169LK	55.71
3/8 IPS x 1/2 OD HVY	LFH169	69.94
3/8 IPS x 1/2 OD HVY LK	LFH169LK	77.63
1/2 IPS x 3/8 OD STD	LF2166	36.46
1/2 IPS x 3/8 OD STD LK	LF2166LK	39.22
1/2 IPS x 3/8 OD HVY	LFH2166	55.74
1/2 IPS x 3/8 OD HVY LK	LFH2166LK	63.64
1/2 IPS x 1/2 OD STD	LF2169	52.14
1/2 IPS x 1/2 OD STD LK	LF2169LK	59.70
1/2 IPS x 1/2 OD HVY	LFH2169	70.62
1/2 IPS x 1/2 OD HVY LK	LFH2169LK	78.50

Compression x Compression

DESCRIPTION	PART #	PRICE
½ Nominal x ¾ OD STD	LF2166CC	34.46
½ Nominal x ¾ OD STD LK	LF2166CCLK	38.12
½ Nominal x ¾ OD STD ECONOMY	LF2166CCCECO	27.52
½ Nominal x ¾ OD STD LK ECONOMY	LF2166CCLKCECO	30.52
½ Nominal x ¾ OD HVY	LFH2166CC	64.90
½ Nominal x ¾ OD HVY LK	LFH2166CCLK	72.66
½ Nominal x ½ OD STD	LF2169CC	39.87
½ Nominal x ½ OD STD LK	LF2169CCLK	43.38
½ Nominal x ½ OD HVY	LFH2169CC	69.68
½ Nominal x ½ OD HVY LK	LFH2169CCLK	76.17

Sweat x Compression

DESCRIPTION	PART #	PRICE
½ Copper Sweat x ¾ OD STD	LF185	32.59
½ Copper Sweat x ¾ OD STD LK	LF185LK	36.09
½ Copper Sweat x ¾ OD HVY	LFH185	82.73
½ Copper Sweat x ¾ OD HVY LK	LFH185LK	93.02
½ Copper Sweat x ½ OD STD	LF187	55.06
½ Copper Sweat x ½ OD STD LK	LF187LK	58.44

Sweat x Compression (with 5" extension tube)

DESCRIPTION	PART #	PRICE
½ Copper Sweat x ¾ OD STD	LF172	43.91
½ Copper Sweat x ¾ OD STD LK	LF172LK	50.49
½ Copper Sweat x ¾ OD HVY	LFH172	78.07
½ Copper Sweat x ¾ OD HVY LK	LFH172LK	86.13
½ Copper Sweat x ½ OD STD	LF173	49.71
½ Copper Sweat x ½ OD STD LK	LF173LK	56.22
½ Copper Sweat x ½ OD HVY	LFH173	104.32
½ Copper Sweat x ½ OD HVY LK	LFH173LK	109.77

RIGID SUPPLIES

RIGID LAVATORY SUPPLIES

Each lavatory supply kit includes (2) brass stop valves with stuffing box, (4) chrome plated nipples, (2) reducers and (2) chrome plated steel flanges. (Tailpieces must be ordered separately).

RIGID CLOSET SUPPLIES

Each closet supply kit includes (1) brass stop valve with stuffing box, (2) chrome plated nipples and (1) chrome plated steel flange. (Tailpieces must be ordered separately).

STANDARD LINE - Stop valves are chrome plated solid brass.
PREMIERE HEAVY LINE - Heavy stop valves are chrome plated and highly polished solid brass.

ANGLE LAVATORY SUPPLIES

DESCRIPTION	PART #	PRICE
¾ IPS STD	LF158	137.13
¾ IPS STD LK	LF158LK	149.68
¾ IPS HVY	LFH158	174.03
¾ IPS HVY LK	LFH158LK	189.41
½ IPS HVY	LFH2158	210.41
½ IPS HVY LK	LFH2158LK	226.13

ANGLE CLOSET SUPPLIES

DESCRIPTION	PART #	PRICE
¾ IPS STD	LF159	71.48
¾ IPS STD LK	LF159LK	80.26
¾ IPS HVY	LFH159	84.87
¾ IPS HVY LK	LFH159LK	93.71



STRAIGHT LAVATORY SUPPLIES

DESCRIPTION	PART #	PRICE
¾ IPS STD	LF157	363.90
¾ IPS STD LK	LF157LK	380.87



STRAIGHT CLOSET SUPPLIES

DESCRIPTION	PART #	PRICE
¾ IPS STD	LF160	115.55
¾ IPS STD LK	LF160LK	124.93



BRASS TAILPIECES

NOTE: Supplied as each

DESCRIPTION	PART #	PRICE
¼ x 2 Straight	TPC2STR	14.46 ea.
¼ x 2 Offset	TPC2OFR	23.84 ea.

WHEELCHAIR LAVATORY SUPPLY

DESCRIPTION	PART #	PRICE
¾ IPS with ¾ x ¼ Reducer STD	LF158WC	221.15

HOSPITAL

SUPPLIES - HCASPL Includes Heavy Premiere Line solid brass chrome plated stop, loose key, 36" chrome plated riser, 5" nipple and flange.

DESCRIPTION	PART #	PRICE
¾ IPS x ¾ OD	LFH165LKHCSPL	144.29 ea.



STANDARD AND HEAVY SUPPLY KIT ADDERS
 See Page 10 for BALL VALVE Supply Kit Adders

FLANGE OPTIONS - Use suffix after supply part #

DESCRIPTION	SUFFIX	ADDITIONAL CHARGE	
		CLOSET	LAVATORY
Heavy Brass, Set Screw, Chrome Plated	F	19.07 ea.	38.19 pr.
Deep Flange (Bell Type), Chrome Plated Wrought Brass	DF	14.05 ea	28.13 pr.
Deep Flange (Bell Type), Chrome Plated Steel	SDF	2.95 ea.	5.95 pr.

NIPPLE OPTIONS - Use suffix after supply part #

DESCRIPTION	SUFFIX	ADDITIONAL CHARGE		
		CLOSET		LAVATORY
3" Nipple	N3	16.81 ea.	3/8 IPS	33.64 pr.
		24.92 ea.	1/2 IPS	49.90 pr.
5" Nipple	N5	26.01 ea.	3/8 IPS	52.01 pr.
		31.65 ea.	1/2 IPS	63.28 pr.

RISER OPTIONS FLEXIBLE COPPER - Use suffix after supply

DESCRIPTION	SUFFIX	ADDITIONAL CHARGE		
		3/8" OD	1/2" OD	
Lavatory	15"	R15	7.98 pr.	N/C
	20"	R20	17.08 pr.	20.48 pr.
	36"	R36	76.18 pr.	N/C
Closet	20"	R20	8.98 ea.	10.00 ea.
	Compression	CR	12.19 ea.	
	20"	CR20	24.19 ea.	
Sweat	12"	SR	6.63 ea.	
	20"	SR20	17.90 ea.	

RISER OPTIONS BRAIDED STAINLESS STEEL

Use suffix after supply part #

DESCRIPTION	SUFFIX	ADDITIONAL CHARGE		
		3/8" OD	1/2" OD	
Lavatory	9"	SS9	N/C	
	12"	SS12	3.91 pr.	N/C
	16"	SS16	7.63 pr.	
	20"	SS20	11.31 pr.	3.62 pr.
	30"	SS30	21.56 pr.	
	36"	SS36	27.74 pr.	
Closet	12"	SS12	3.91 ea.	N/C
	20"	SS20	7.18 ea.	

N/C = No additional charge

HANDLE OPTIONS - Use suffix after supply part #

DESCRIPTION	SUFFIX	ADDITIONAL CHARGE	
		CLOSET	LAVATORY
Cross Handle	X	14.83 ea.	28.27pr.

LOCK SHIELD CAPS and loose keys

Use suffix after supply part #

DESCRIPTION	SUFFIX	ADDITIONAL CHARGE	
		CLOSET	LAVATORY
For Premier and Heavy Pattern	C	5.74 ea.	11.47 pr.

SINGLE SUPPLY OPTION FOR LAVATORIES

Use suffix after supply part #

DESCRIPTION	SUFFIX	ADDITIONAL CHARGE
Lavatory with EA in part #	EA	1/2 pair list price + 4.73

STUFFING BOX OPTION FOR SUPPLIES

Use suffix after supply part #

DESCRIPTION	SUFFIX	ADDITIONAL CHARGE	
		CLOSET	LAVATORY
Stuffing box for supplies	SB	8.24 ea	16.53 pr.

SCREWDRIVER STEM OPTION FOR SUPPLIES

Use suffix after supply part #

DESCRIPTION	SUFFIX	ADDITIONAL CHARGE	
		CLOSET	LAVATORY
Screwdriver stem for supplies	SD	8.24 ea	16.53 pr.

Adder Pricing NOTE:

Please contact customer service for verification of pricing on all adder components when building a custom supply kit prior to submitting your purchase order.
 customerservice@mcguiremfg.com or call (203) 699-1801.

CONTRACTOR TRIM KITS

- McGuire Contractor Trim Kits are designed for individual contractors based on their installation requirements.
- All trim components (P-Traps, strainers, water supplies and fittings) are packed in one box with the contractor's part number and trim package name. One box to order, one box to stage and one box to clean-up.
- Information on designing your custom contractor kit is available at mcguiremfg.com.

CONTINUOUS WASTES

CONTINUOUS WASTES - REGULAR DUTY

1½ End Outlet



Available Prewrapped in McGuire's Prowrap® 111C16G17 ONLY

DESCRIPTION	PART #	PRICE
1½ End Outlet 16" CTR 20GA	111C16G20	108.53
1½ End Outlet 16" CTR 17GA	111C16G17	158.88
1½ End Outlet 21" CTR 20GA	111C21G20	131.73
1½ End Outlet 21" CTR 17GA	111C21G17	158.88
1½ End Outlet 25" CTR 20GA	111C25G20	152.72
1½ End Outlet 25" CTR 17GA	111C25G17	189.07

CONTINUOUS WASTES - REGULAR DUTY

1½ Center Outlet



Available Prewrapped in McGuire's Prowrap® 113C16G17 ONLY

DESCRIPTION	PART #	PRICE
1½ Ctr Outlet 16" CTR 20GA	113C16G20	136.03
1½ Ctr Outlet 16" CTR 17GA	113C16G17	172.00
1½ Ctr Outlet 21" CTR 20GA	113C21G20	148.43
1½ Ctr Outlet 21" CTR 17GA	113C21G17	179.39
1½ Ctr Outlet 25" CTR 20GA	113C25G20	170.54
1½ Ctr Outlet 25" CTR 17GA	113C25G17	201.57

HEAVY DUTY BATTERY INSTALLATION CONTINUOUS WASTES



DESCRIPTION	PART #	PRICE
END OUTLET		
1½ x 1½ 2 Part	5202	278.30
1¼ x 1½ 2 Part	5204	292.01
1½ x 1½ 3 Part	520A2	342.16
1¼ x 1½ 3 Part	520A4	343.00
CENTER OUTLET		
1½ x 1½ 3 Part	5212	569.45
1¼ x 1½ 3 Part	5214	571.24

HEAVY BRASS NIPPLES AND FLANGES

HEAVY SOLID BRASS SET SCREW FLANGES (Polished Chrome)



DESCRIPTION	CHROME	
	PART #	PRICE
¾ IPS	127038	20.21
½ IPS	127050	20.46
¾ OD (½" Copper)	127058	20.97
1¼ OD (¾" Copper)	127069	21.58
¾ IPS	127075	22.60
¾ OD (¾" Copper)	127078	22.60
1" IPS	127100	24.22
1¼ IPS	127125I	24.63
1¼ OD	127125O	23.02
1½ IPS	127150I	25.41
1½ OD	127150O	23.35
1¾ OD (1½" Copper)	127158O	42.69
2" IPS	127200I	39.35
2" OD	127200O	37.16

CAST BRASS NIPPLES (Polished Chrome)



DESCRIPTION	CHROME	
	PART #	PRICE
¾ x 1½	N038015	13.02
¾ x 2	N038020	14.56
¾ x 3	N038030	16.84
¾ x 3½	N038035	18.53
¾ x 4	N038040	21.67
¾ x 5	N038050	26.02
¾ x 5½	N038055	26.78
¾ x 6	N038060	32.17
¾ x 6½	N038065	46.34
¾ x 10	N038100	69.91
¾ x 12	N038120	93.53
¾ x 15	N038150	108.53
¾ x 20	N038200	195.07
¾ x 24	N038240	204.80
½ x 3	N050030	24.95
½ x 4	N050040	28.10
½ x 5	N050050	31.65
½ x 5½	N050055	34.20
½ x 6	N050060	37.72
1¼ x 6	N125060	83.62
1½ x 6	N150060	95.80
2 x 6	N200060	299.03

MISCELLANEOUS

SHOWER ARMS Heavy Chrome Plated Brass with Flange

DESCRIPTION	PART #	PRICE
½ IPS x 6 Threaded 45 Degree	156SA6	26.03
Same as 156 SA6 w/ set screw flange	156SA6F	36.76
½ IPS x 8 Threaded 45 Degree	156SA8	48.73
Same as 156 SA8 w/ set screw flange	156SA8F	51.05

CLOSET SPUDS WITH BRASS LOCK NUTS

DESCRIPTION	PART #	PRICE
1" x 3/4"	301134	14.79
1 1/2" x 1 1/4"	3011414	16.25
1 1/2" x 1 1/2"	3011212	21.01
2" x 1 1/2"	301212	27.59

COVERING TUBE

DESCRIPTION	PART #	PRICE
2" x 6"	164	47.45

CAST BRASS WASTE VENT CONNECTIONS

(Desanko Type)

Female Sweat With compression ring and slip nut or body alone.

DESCRIPTION	PART #	PRICE
1 1/4 x 1 1/2 Chrome Plated Brass Nut	FS42PC	24.23
1 1/4 x 1 1/2 Chrome Plated Zinc Nut	FS42PZ	17.06
1 1/4 x 1 1/2 Rough Brass Nut	FS42RB	16.34
1 1/2 x 1 1/2 Chrome Plated Brass Nut	FS22PC	24.23
1 1/2 x 1 1/2 Chrome Plated Zinc Nut	FS22PZ	17.90
1 1/2 x 1 1/2 Rough Brass Nut	FS22RB	16.70

FEMALE IPS THREAD

DESCRIPTION	PART #	PRICE
1 1/4 x 1 1/4 Less Nut	FT44B	10.84
1 1/4 x 1 1/4 Chrome Plated Brass Nut	FT44PC	24.82
1 1/4 x 1 1/4 Chrome Plated Zinc Nut	FT44PZ	14.65
1 1/4 x 1 1/4 Rough Brass Nut	FT44RB	16.00
1 1/4 x 1 1/2 Less Nut	FT42B	12.58
1 1/4 x 1 1/2 Chrome Plated Brass Nut	FT42PC	26.70
1 1/4 x 1 1/2 Chrome Plated Zinc Nut	FT42PZ	15.23
1 1/4 x 1 1/2 Rough Brass Nut	FT42RB	16.64
1 1/2 x 1 1/2 Less Nut	FT22B	15.00
1 1/2 x 1 1/2 Chrome Plated Brass Nut	FT22PC	26.39
1 1/2 x 1 1/2 Chrome Plated Zinc Nut	FT22PZ	15.78
1 1/2 x 1 1/2 Rough Brass Nut	FT22RB	17.33

MALE IPS THREAD

DESCRIPTION	PART #	PRICE
1 1/4 x 1 1/4 Less Nut	MT44B	17.01
1 1/4 x 1 1/4 Chrome Plated Brass Nut	MT44PC	24.70
1 1/4 x 1 1/4 Chrome Plated Zinc Nut	MT44PZ	17.90
1 1/4 x 1 1/4 Rough Brass Nut	MT44RB	19.58
1 1/4 x 1 1/2 Chrome Plated Brass Nut	MT42PC	25.27
1 1/4 x 1 1/2 Chrome Plated Zinc Nut	MT42PZ	19.97
1 1/4 x 1 1/2 Rough Brass Nut	MT42RB	20.46
1 1/2 x 1 1/2 Less Nut	MT22B	18.29
1 1/2 x 1 1/2 Chrome Plated Brass Nut	MT22PC	26.91
1 1/2 x 1 1/2 Chrome Plated Zinc Nut	MT22PZ	20.07
1 1/2 x 1 1/2 Rough Brass Nut	MT22RB	20.55

MARINE PLUMBING

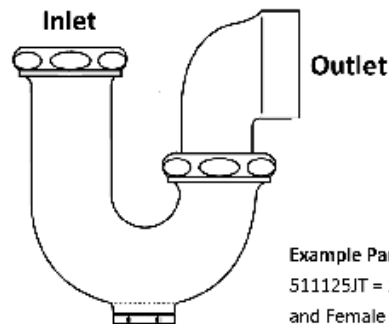
MARINE PLUMBING EQUIPMENT

All marine traps have a standard 2" water seal (4" available). Inlet and outlet connections can be grooved for preformed silbrazze rings. Special order traps can be made to meet your specifications. Call our marine specialist with your requirements and for price and availability on all marine plumbing products.

Step 1

Choose an Inlet and Outlet style from the options below:

- T - Female
- J - Slip Joint
- U - Union
- S - Silbrazze
- Z - Silbrazze Union
- G - Grooved



Step 2

Add the letters to the end of your base part number as shown in the example below.

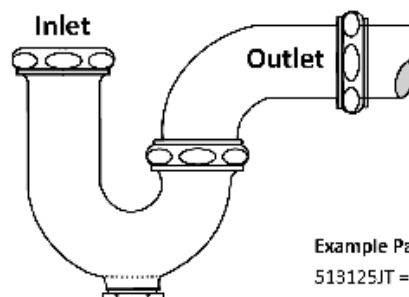
Example Part Number:

511125JT = 1 1/4" x 1 1/4" with Slip Joint Inlet and Female Outlet

Step 1

Choose an Inlet and Outlet style from the options below:

- T - Female
- J - Slip Joint
- U - Union
- S - Silbrazze
- Z - Silbrazze Union
- G - Grooved



Step 2

Add the letters to the end of your base part number as shown in the example below.

Example Part Number:

513125JT = 1 1/4" x 1 1/4" with Slip Joint Inlet and Female Outlet

COMPONENT ITEMS (BULK PACKAGED)

**WROUGHT BRASS SHALLOW FLANGES
(Chrome Plated)**



DESCRIPTION	PART #	CARTON QUANTITY	PRICE
3/8" IPS	WE038	100	12.52
1/2" IPS	WE050	100	12.52
1 1/2" OD	WE1500	100	14.56

**WROUGHT BRASS DEEP BELL FLANGES
(Chrome Plated)**



DESCRIPTION	PART #	CARTON QUANTITY	PRICE
3/8" IPS	WE038D	100	15.77
1/2" IPS	WE050D	100	15.77
5/8" OD (1/2 Copper)	WE058D	100	15.77
1 1/16" OD	WE069D	100	15.77
1 1/4" OD	WE125D	100	16.34
1 1/2" OD	WE150D	100	16.34

**WROUGHT BRASS BOX FLANGE
(Chrome Plated)**



DESCRIPTION	PART #	CARTON QUANTITY	PRICE
1 1/4" OD	WE125BS	100	39.44
1 1/2" OD	WE150BS	100	40.57

**WROUGHT STEEL SHALLOW FLANGES
(Chrome Plated)**



DESCRIPTION	PART #	CARTON QUANTITY	PRICE
3/8" IPS	SE038	100	1.67
1/2" IPS	SE050	100	1.67
5/8" OD (1/2 Copper)	SE058	100	1.67
1 1/4" OD	SE125	100	2.03
1 1/2" OD	SE150	100	2.03

**WROUGHT STEEL BOX FLANGES
(Satin Chrome Plated)**



DESCRIPTION	PART #	CARTON QUANTITY	PRICE
1 1/4" OD	SE125BS	100	10.89
1 1/2" OD	SE150BS	100	10.89
2" OD	SE200BS	100	18.24

**WROUGHT STEEL DEEP BELL FLANGES
(Chrome Plated)**



DESCRIPTION	PART #	CARTON QUANTITY	PRICE
3/8" IPS	SE038D	100	4.63
1/2" IPS	SE050D	100	4.63
5/8" OD (1/2 Copper)	SE058D	100	4.63
1 1/16" OD	SE069D	100	4.63
1 1/4" OD	SE125D	100	4.83
1 1/2" OD	SE150D	100	4.83
1 23/32" OD	SE172D	100	10.93

**WALL BENDS 17GA - SEAMLESS
(Seamless Tubular Brass
Chrome Plated)**



Custom sizes available upon request.

DESCRIPTION	PART #	CARTON QUANTITY	PRICE
1 1/4 x 7 1/2	WB12507517S	25	28.51
1 1/4 x 8 1/2	WB12508517S	25	31.90
1 1/4 x 12	WB12512017S	25	50.61
1 1/4 x 15	WB12515017S	25	59.98
1 1/2 x 7 1/2	WB15007517S	25	34.01
1 1/2 x 9	WB15009017S	25	43.37
1 1/2 x 12	WB15012017S	25	68.02
1 1/2 x 15	WB15015017S	25	77.26
2 x 10	WB20010017	25	116.63

**EXTRA LONG 1 1/2 WALL BENDS - 17GA
IN-STOCK IN CT AND AZ LOCATIONS**

DESCRIPTION	PART #	CARTON QUANTITY	PRICE
1 1/2 x 18	WB15018017S	25	82.58
1 1/2 x 24	WB15024017S	25	92.09
1 1/2 x 30	WB15030017S	25	98.61
1 1/2 x 36	WB15036017S	25	108.99



THREADED ONE END TAILPIECES
17GA SEAMLESS BRASS
 (Chrome Plated)

DESCRIPTION	PART #	CARTON QUANTITY	PRICE
1/4 x 6	TL12506017	50	22.03
1/4 x 8	TL12508017	25	39.54
1/4 x 10	TL12510017	25	42.80
1/4 x 12	TL12512017	25	47.76
1/4 x 1 1/2 x 6	TL12515006017	25	39.01
1/4 x 18	TL12518017	25	66.17
1/4 x 24	TL12524017	25	86.70
1/2 x 4	TL15004017	25	19.09
1/2 x 6	TL15006017	25	25.61
1/2 x 10 1/2 90 Degree	TL1259017	25	58.50

SINK TAILPIECES SEAMLESS BRASS
 (Chrome Plated)



DESCRIPTION	PART #	CARTON QUANTITY	PRICE
17GA BRASS			
1/2 x 4	*ST15004017	25	20.78
1/2 x 6	*ST15006017	25	23.61
1/2 x 8	*ST15008017	25	30.05
1/2 x 12	*ST15012017	25	36.38
2 x 6	*2646	25	49.27
2 x 12	*26412	25	88.21
20GA BRASS			
1/2 x 4	*ST15004020	25	13.91

*Add suffix BN for brass nut and washer.
 Add \$3.05 (1 1/2") \$6.23 (2")



LOCK SHIELD CAPS

DESCRIPTION	PART #	CARTON QUANTITY	PRICE
Standard Line Stop	C1	100	5.75
Heavy Duty Stop	HC1	100	5.75

CROSS HANDLE

Cast brass fits all McGuire multi-turn stops.



DESCRIPTION	PART #	CARTON QUANTITY	PRICE
Cross Handle	X1	100	14.85

LOOSE KEY FOR MCGUIRE STOPS AND SUPPLIES

DESCRIPTION	PART #	CARTON QUANTITY	PRICE
Loose Key for McGuire stops	K1	50	5.49

CAST BRASS SLIP JOINT NUTS WITH WASHERS

DESCRIPTION	CHROME		ROUGH BR		CARTON QUANTITY
	PART #	PRICE	PART #	PRICE	
1/4 x 1/4	311125125W	5.29	311125125RW	4.99	200
1/2 x 1/4	311150125W	6.68	311150125RW	6.01	200
1/2 x 1/2	311150150W	6.68	311150150RW	6.32	200
2 x 1/2	311200150W	14.50	311200150RW	13.91	100
2 x 2	311200200DW	13.65	311200200RW	13.13	100

STAINLESS STEEL BRAIDED RISERS



Custom sizes available upon request.

DESCRIPTION	PART #	CARTON QUANTITY	PRICE
LAVATORY			
3/8" COMP x 1/2" IPS x 9	SSLAV09050038	100	10.23
3/8" COMP x 1/2" IPS x 12	SSLAV12050038	100	12.33
3/8" COMP x 1/2" IPS x 16	SSLAV16050038	100	14.04
3/8" COMP x 1/2" IPS x 20	SSLAV20050038	100	15.77
3/8" COMP x 1/2" IPS x 30	SSLAV30050038	40	20.56
3/8" COMP x 1/2" IPS x 36	SSLAV36050038	40	23.36
1/2" COMP x 1/2" IPS x 12	SSLAV12050050	100	13.63
1/2" COMP x 1/2" IPS x 20	SSLAV20050050	100	16.68
CLOSET - 7/8" ballcock			
3/8" COMP x 9	SSCLO09050038	100	10.23
3/8" COMP x 12	SSCLO12050038	100	12.33
1/2" COMP x 12	SSCLO12050050	100	14.04
3/8" COMP x 20	SSCLO20050038	100	16.84

COPPER FLEXIBLE RISER TUBES



Custom sizes available upon request.

DESCRIPTION	PART #	CARTON QUANTITY	PRICE
LAVATORY			
3/8" OD x 12	M65	100	10.53
3/8" OD x 15	M61	100	14.27
3/8" OD x 20	M66	100	19.04
3/8" OD x 36	M62	100	34.22
1/2" OD x 12	M67	100	15.02
1/2" OD x 20	M68	100	25.18
CLOSET			
3/8" OD x 12	M69	100	13.56
3/8" OD x 20	M70	100	17.87
1/2" OD x 12	M71	100	17.87
1/2" OD x 20	M72	100	28.57
COMPRESSION			
3/8" OD x 12	M65C	100	22.14
3/8" OD x 20	M66C	100	36.95
SWEAT			
3/8" OD x 12	M75	100	17.00

TERMS & CONDITIONS

TERMS: All sales are subject to credit approval. Terms are 2% ten days – Net 30.

RETURNED GOODS: Requests for returning purchased items are subject to McGuire Manufacturing Co., Inc. approval.

A Returned Goods Authorization (RGA) must be obtained from the factory prior to any return. Returned merchandise must be in their original cartons, listed in our current List Price Sheet and in clean resalable condition.

Restocking charge:

- Material other than SaniGuard, ProWrap and Marine Trap products, that was shipped within 12 months before McGuire's receipt of return request is subject to a 25% restocking charge.
- McGuire will reduce the restocking charge for such material to 15% if the customer places an offsetting order of value equal to or exceeding the value of the return. The offsetting order must be placed at the time the RGA is requested.
- SaniGuard, ProWrap and Marine Trap products shipped with 12 months before McGuire's receipt of return request is subject to a 50% restocking charge. McGuire will reduce the restocking charge on these products to 35% if the customer places an offsetting order of value equal to or exceeding the value of the return. The offsetting order must be placed at the time the RGA is requested.
- Material that was shipped more than one year before the return request is not returnable. Shipping dates are determined according to packaging date, or if none, the date stamped on the product, or, if none, the invoice date.

MINIMUM RETURN POLICY: Return requests less than \$200.00 net will be charged \$50.00 processing fee in lieu of any restocking charge.

NON-RETURNABLE PRODUCT POLICY: Specific McGuire products may require written preapproval from McGuire at the time of purchase, including items with special finishes and various non-catalog items.

INVOICE: We reserve the right to invoice all merchandise at prices in effect at time of shipment.

no minimum order: Orders less than \$400.00 list will be invoiced at list price less 35%.

FREIGHT: We will pay the freight on shipments within the continental United States when the order (pre-tax) totals more than \$3,250.00 net. We select the method of shipment and carrier when we pay the freight.

LIMITED WARRANTY

McGuire Manufacturing Co., Inc warrants its product to be free from defects in material and workmanship for the period indicated below by product type measured from the date of purchase:

ITEM	WARRANTY PERIOD
Brass products "Classic" McGuire	3 years
Prowrap	3 years
Eco P-Traps, Strainers and Supply Kits	1 year
Stainless Steel products	1 year
Lite Commercial MCT P-Traps	1 year

McGuire's sole responsibility will be to replace, at no additional charge, any product which proves to be defective within the applicable warranty period (Warranty Product or replacement thereof.) The customer shall be responsible for the following costs, incurred in connection with the above Limited Warranty: (i) shipping costs for product outside the continental United States, and (ii) taxes and import duties, if levied.

The above Limited Warranty shall not apply if the product has been damaged due to abuse, misuse, improper installation, accident, or other cause not within McGuire's control. This limited warranty is conditioned on the product being properly installed, used and serviced.

THE ABOVE LIMITED WARRANTY IS THE SOLE AND EXCLUSIVE WARRANTY. ALL OTHER WARRANTIES ARE DISCLAIMED, WHETHER EXPRESSED OR IMPLIED, INCLUDING BUT NOT LIMITED TO, ANY IMPLIED WARRANTIES OF MERCHANTABILITY OR FITNESS FOR A PARTICULAR PURPOSE. IN NO EVENT SHALL MCGUIRE BE RESPONSIBLE OR LIABLE FOR ANY SPECIAL, INDIRECT, INCIDENTAL, OR CONSEQUENTIAL DAMAGES OR LOSSES INCLUDING LOST PROFITS OR REVENUES ARISING FROM THE USE OF THIS PRODUCT.

McGuire may, at its option, alter the contents of this LIMITED WARRANTY at anytime. These changes will affect products manufactured after the effective date of this policy.

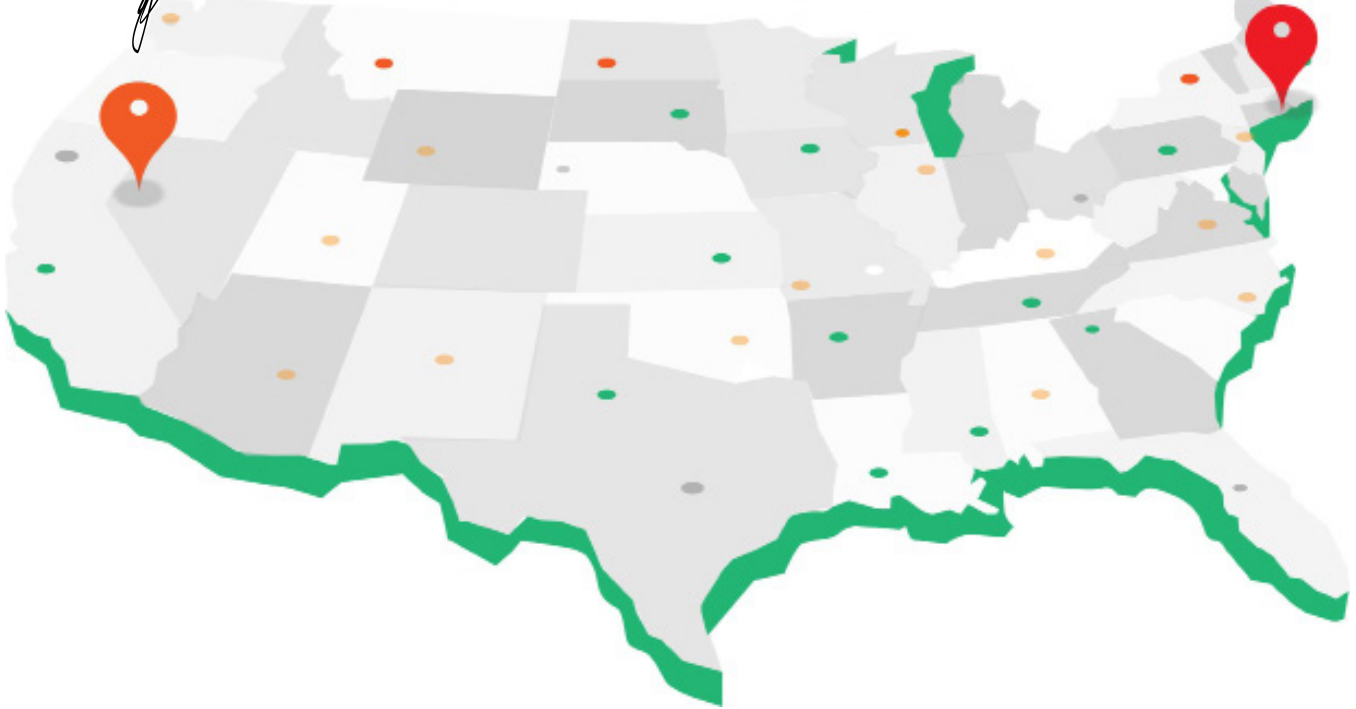
Please be advised that the published terms and conditions above are accurate from the date of publish and are subject to change. Refer to McGuire's most current terms and conditions online at mcguiremfg.com.

JANUARY 1, 2026

**McGuire has two shipping hubs
for fast shipping. Locations in
Connecticut and Nevada.**



We're In Your Town!



McGuire Manufacturing Co., Inc.
60 Grandview Court
Cheshire, Connecticut 06410
203-699-1801
mcguiremfg.com